



# BULLOCK

## INSTRUMENT ACCESS PORT

### PRODUCT DESCRIPTION

Bullock manufacture this convenient ACCESS PORT for industrial, commercial and residential air-conditioning and ventilation applications. This unintrusive, resealable access port is ideal for assisting in the camera access checking of fire dampers, monitoring of air quality and balancing of air quantities in ducts and conditioner housings.



**Bullock  
Instrument  
Access Port**

#### **BULLOCK MFG P/L**

22 Pike Street,  
RYDALMERE NSW 2116  
P:9684 1311 F:9684 2250  
sales@bullockmfg.com.au

#### **BULLOCK INDUSTRIES P/L**

26 Quindus Street,  
WACOL QLD 4076  
P:3271 2088 F:3271 1892  
reception@bullockqld.com.au

#### **BULLOCK SA P/L**

1 Commercial Court,  
DRY CREEK SA 5094  
P:8349 7088 F:8349 7066  
scott@bullocksa.com.au

#### **BULLOCK VIC P/L**


54 Tarnard Drive,  
BRAESIDE VIC 3195  
P:9587 5522 F:9587 6622  
admin@bullockvic.net.au

#### **BULLOCK WA P/L**

34 Industry Street,  
MALAGA WA 6062  
P:9248 1633 F:9248 1733  
reception@bullockwa.com.au

For Further Information  
Please Contact your  
Local Representative or  
Visit our Website.

[www.bullockmfg.com.au](http://www.bullockmfg.com.au)



**Installed  
Instrument  
Access Port**

# BULLOCK



## INSTRUMENT ACCESS PORT

### FEATURES


- Robust, compact design.
- Easy to install.
- Simple one hand operation to open or close.
- Industrial strength die cast housing.
- Galvanised steel cap, large cadmium plated wing nut, zinc plated bolt.
- Natural rubber plug possessing "stress relaxation" characteristics.
- Closed cell self adhesive neoprene gasket.
- Stainless steel / die cast model available upon request.
- Capable of accommodating 1" external insulating materials

### INSTALLATION INSTRUCTIONS




**Figure - 1**

Mark out position and hole centres using gasket as a template.



**Figure - 2**

Using a 27mm hole saw drill access hole.  
Drill pilot holes for rivets or tek screws.




**Figure - 3**

Clean surrounding surface of burrs, oil, dust etc.  
Then apply self adhesive backed neoprene gasket.




**Figure - 4**

Fix access port using rivets or steel tek screws.



**Figure - 5**

Check ports operation by removing plug.  
Do this by pressing wing nut sideways as you turn it.



**Figure - 6**

Close port using the same method.  
Press wing nut sideways as you turn and tighten.

#### BULLOCK MFG P/L

22 Pike Street,  
RYDALMERE NSW 2116  
P:9684 1311 F:9684 2250  
sales@bullockmfg.com.au

#### BULLOCK INDUSTRIES P/L

26 Quindus Street,  
WACOL QLD 4076  
P:3271 2088 F:3271 1892  
reception@bullockqld.com.au

#### BULLOCK SA P/L

1 Commercial Court,  
DRY CREEK SA 5094  
P:8349 7088 F:8349 7066  
scott@bullocksa.com.au

#### BULLOCK VIC P/L

54 Tarnard Drive,  
BRAESIDE VIC 3195  
P:9587 5522 F:9587 6622  
admin@bullockvic.net.au

#### BULLOCK WA P/L

34 Industry Street,  
MALAGA WA 6062  
P:9248 1633 F:9248 1733  
reception@bullockwa.com.au

For Further Information  
Please Contact your  
Local Representative or  
Visit our Website.  
[www.bullockmfg.com.au](http://www.bullockmfg.com.au)